

Cleaning children's teeth just got smarter!

The logo for Xgel, featuring a stylized blue 'X' followed by the word 'gel' in a black, lowercase, sans-serif font.

Introducing Xgel,
an innovative way to benefit
children's dental health.


The cool
solution for
up-&-coming teeth

A cartoon illustration of a penguin standing on a small piece of ice. In the background, there are larger icebergs floating in blue water.

- What is Xgel?** A gel designed to prevent early childhood decay.
- What's in Xgel?** Xylitol, a nutraceutical, which prevents harmful biofilm build-up. Calcium and phosphate minerals to strengthen outer tooth enamel. Xgel has a gel base of plant origin. It is thus acceptable to vegetarian and other special diets. It is made from sterile, purified water and therefore contains no preservatives. Care must be taken not to contaminate the nozzle when dispensing. Use within one month of opening.
- How is Xgel used?** Apply 2 drops onto an Xgel sponge from birth. The gel is rubbed over the gums. This will eliminate the redness (inflammation) of 'teething'. When teeth erupt (from about 6 months), Xgel can be applied on Xgel sponges, a Q tip, a finger brush or a baby's toothbrush. Do not rinse off.
- When should Xgel be used?** After each main feed or meal. Aim for 3 to 5 applications daily. When teeth erupt, Xgel can be a substitute for toothpaste. Apply 2 drops on a dry brush. Brush after meals and at bedtime. Most benefit is received when Xgel is left on teeth overnight. Unlike toothpaste, Xgel is safe to swallow. It does not contain fluoride and harmful chemicals (preservatives, colourants, detergents, flavourants, etc.) found in children's toothpaste. Moms are particularly concerned that their very young children are inadvertently being exposed to these harmful products, because they swallow so much of their toothpaste.
- How long should Xgel be used ?** Xylitol usage, to maximize its dental benefits, is life-long. However, studies have shown that the maximum benefit occurs when it is given as new teeth erupt. This is from about 6 months to 2½ yrs. as the first teeth erupt into the mouth. The first permanent teeth erupt between 4-8 yrs., and again from 10-14 yrs.
- Other advantages:** Kids approve of Xgel's deliciously sweet taste which encourages good oral care.

Xgel

Sponges




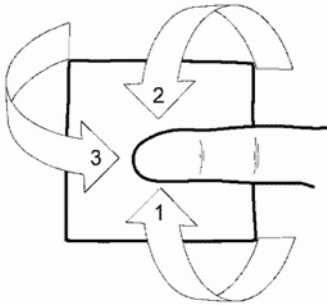
for cleaning
up-&-coming teeth

Packed for Teethforlife
www.teethforlife.co.za
info@teethforlife.co.za

Contents: 30 sponges

How to use Xgel sponges

1. Wet sponge with cooled, boiled water.
2. Wrap sponge around finger (see diagram).
3. Squeeze 1-2 drops of Xgel on sponge.
4. Rub over baby's gums and teeth.



Xgel sponges

to clean baby's mouth from birth.

The problem: milk residue left in the mouth after each feed, provides a perfect medium for mouth bacteria to grow.

An Xgel sponge, moistened with cool, boiled water and/or Xgel, allows mom to clean baby's mouth and gums.

What happens when teeth erupt (\pm at 6 months)?

Xgel sponges can still be used. Alternatively, a finger brush or baby's toothbrush can be introduced. Again, Xgel is used as a toothpaste substitute.



Product of Finland
100% Xylitol in granular form

Xylitol Granules (500g)

Xylitol is a true sugar replacer.

Use xylitol to sweeten beverages or sprinkle on fruit or cereal and in cooking (can't be used in yeast-based baking nor does it brown like sugar).